



Leading Bible Study

Leading Study Discussion

Isabel Ng

Joyous Hope

All Rights Reserved

Before the Event

- Prayer
 - Yourself – understanding, applying, cleansing
 - The group
- The Setting
 - Comfort – temperature, lighting, distractions, noise, food & drinks
 - Seating – relaxed or intense, empty seat

Before the Event

- **Group size**
 - Minimum 5-6
 - Maximum 9-10
- **Timing – starts and ends on time**
 - 15 min for coffee
 - Starts at _____

Before the Event

- Confidence & trust
 - Your mood will affect others
 - It's God's Words not yours
 - It's the group, not just you
 - It's time for you to learn from others

Group Guidelines

- Discussions, not lectures
- Participation is essential
- Listen attentively to one another
- Try to stick to the topic
- More obvious observation questions will build the foundation for interpretation questions
- Responses should be based on the verses, only rarely would refer to other portions of the Bible
- Avoid quoting other speakers/commentary if possible
- Confidentiality

Phil 4: 4-7

⁴ Rejoice in the Lord always. I will say it again: Rejoice!

- 1. ⁵ Let your gentleness be evident to all. The Lord is near.**
- 2. ⁶ Do not be anxious about anything, but in every situation,**
 - a. by prayer**
 - b. and petition,**
 - c. with thanksgiving,**
 - d. present your requests to God.**
- 3. ⁷ And the peace of God,**
 - a. which transcends all understanding,**
 - b. will guard your hearts and your minds in Christ Jesus.**

Develop Questions

- Find one main point you'd like to develop in your study of Dan 1 or 2
- Refine your cluster of questions and answers to bring out the point
 - 2-3 observation questions
 - 1-2 interpretation questions
 - 1 application question
- Prepare to lead a 10 mins study

Leading - Silence

- Show enthusiasm about the study
- Avoid answering your own questions
 - Relax
 - Repeat
 - Rephrase
- Interpreting silence
 - People are thinking
 - Don't understand the question - rephrase
 - Lost – break question down, point to verses, give examples, clues





Leading - Participation


- Encouraging participation ?
 - Encourage preparing beforehand
 - Ask quieter person to read or pray
 - Look for non-verbal communication (light bulbs) & address by name. _____, have you discover
 - Ask “_____, what do you think?”
 - Can other people help us?
 - What do other people think/feel?
- Handling monopoly ↘
 - Direct your questions to others
 - Let's find out what other people think.
 - Why don't we hear from those who have not spoken yet?
 - Can anyone think of other possibilities?
 - Speak I:I in private





Leading - Elaboration

- Be affirming - 
 - Praise often
 - Praise even partial answers
 - That's right. That's an excellent point. Yes. Ummh, that's interesting? Good observation.
- Follow-up by: 
 - Would you elaborate on that?
 - Explain what makes you think that?
 - Would you point us to where you see that?
 - Now that (Name) points us to the verse, do we see additional information?
 - Do others have anything to add?

Leading - Error

- Handling wrong answers - ? 
 - Which verse point you to that conclusion?
 - If that's true, what would be the result/consequence?
 - Let's consider the context, are there other possible interpretation?
 - What do other people think?
 - Be willing to admit when you don't know or are wrong.
 - Be willing to do more study or research if necessary

Leading - Tangent

- Handling tangents –  
 - These are interesting discussions. Maybe we can have a separate study on that topic in the future.
 - Let's return to the current text.
 - In the interest of time, let's move on to verses...
 - I appreciate the group's enthusiasm, let's move on...

Evaluate

- Preparation
- Prayer
- Leading
- Handling problems
- Ask for suggestion/evaluation/coaching
- “Please be patient, God is not finished with me yet.”